

Alpha All-In-One 3.52 Film & Print

→ Next step: Alpha 4.0 Live - see at the end...

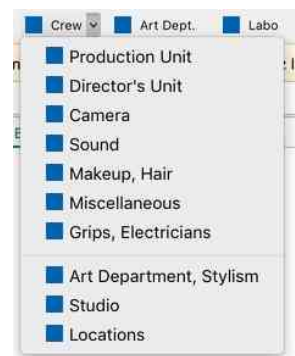
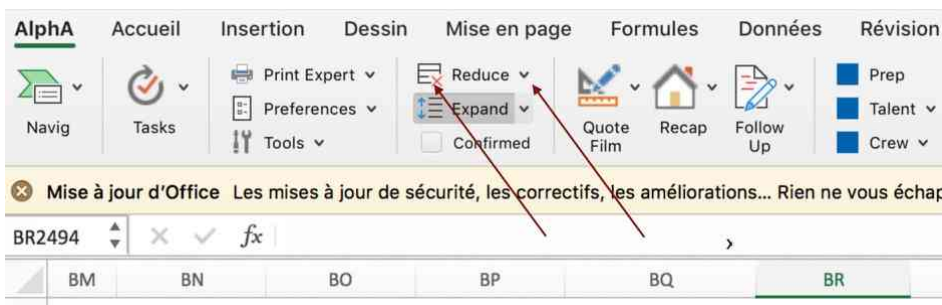
No more activation of user stations with the complete reconstruction of your old versions

→ Tasks menu > Rebuild, choose the old file then, check Select All

New navigation controls: both buttons & menus

→ No more buttons in sheets

→ Sub-headings



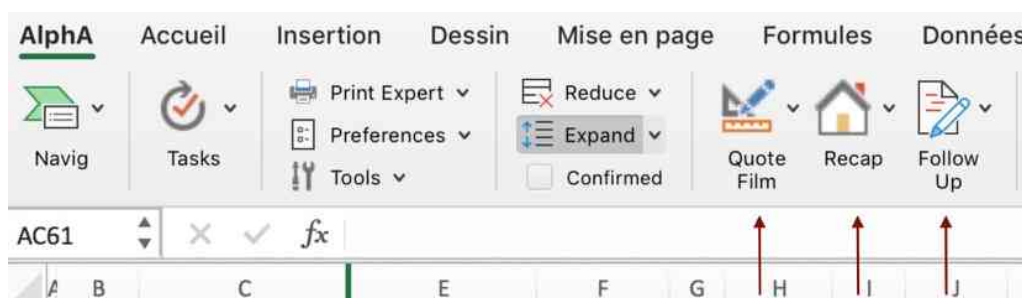
→ Tip: on opening, wait until these menus are **fully loaded** so that the navigation ribbon does not get lost (however, this is almost instantaneous with the new processors, like Apple M1)

Saving reminder (☹ S)

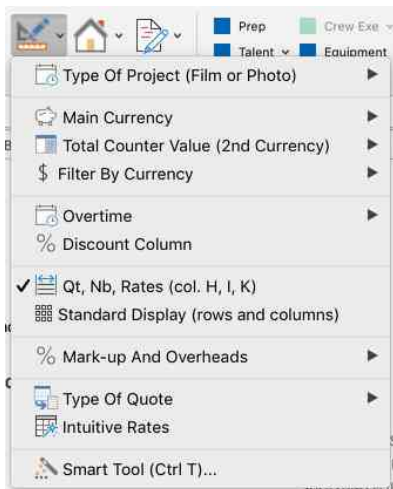
→ The time delay (15 min by default) can be configured in User preferences > Miscellaneous



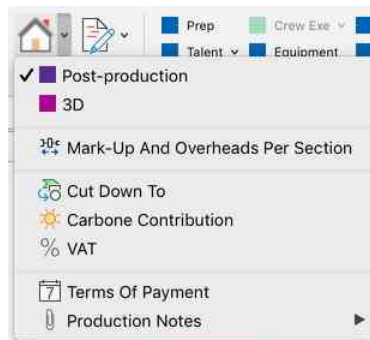
3 "master" buttons to configure quotes, summary & follow up



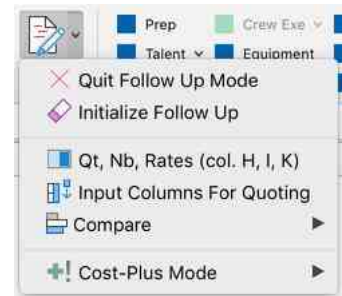
Quote



Summary



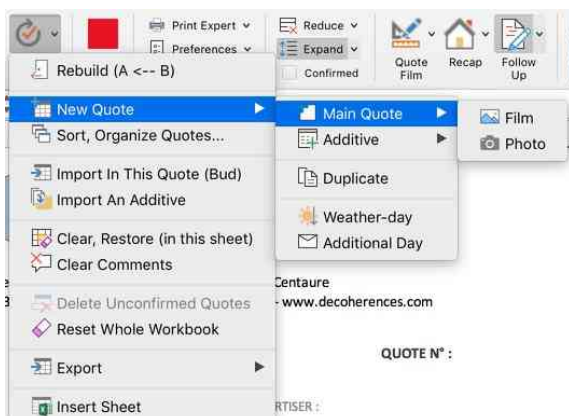
Follow up



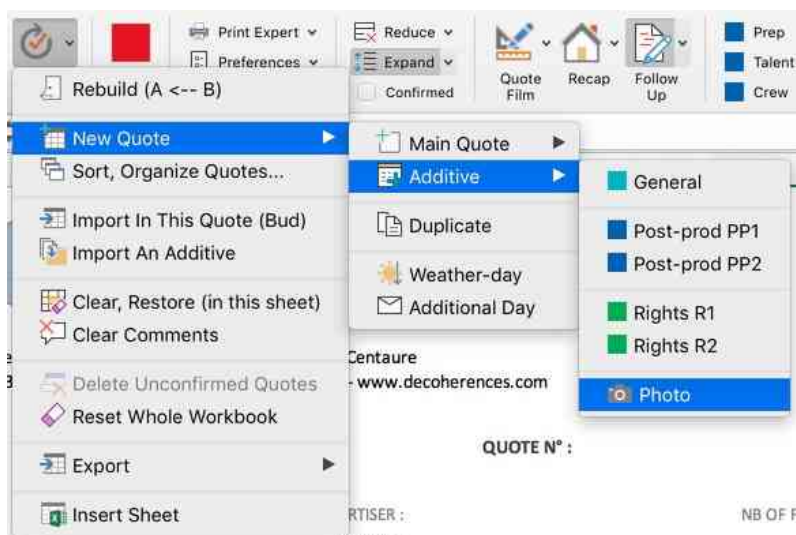
Film & Photo budgeting

→ Create a Film or Photo main quote (Tasks)

→ Convert a main quote (Quote button)



→ Create a Film or Photo additive (Tasks menu)

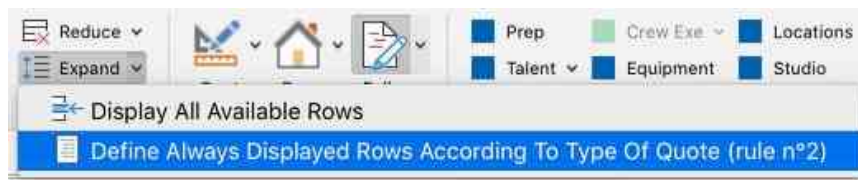


Configure default display of rows (Reduce & Expand buttons)

→ Rule n° 1: with the menu of the Reduce button, define rows that will be always displayed in reduced mode, even when empty (use this feature to enter comments).



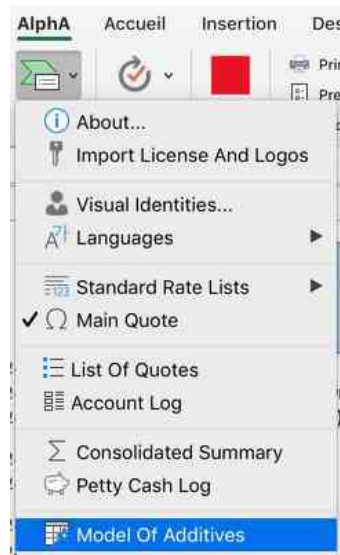
→ Rule n° 2: with the menu of the Expand button, define rows that will be always displayed in extended mode (use this feature to configure a light model with less rows, for digital for example).



Configure the additive quotes template (Navig menu)

→ Rules 1 & 2 above can be applied.

→ You can also create an additive, configure it and use it as a template by duplicating it (Alpha menu on the tab with ctrl-click). The same is possible with a main quote.

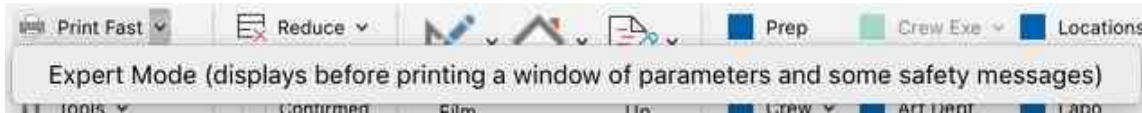


Retrieve, for the shooting, the price entered in prep (ctrl-click in a cell)



Two printing modes: Fast & Expert (with options)

→ Fast mode



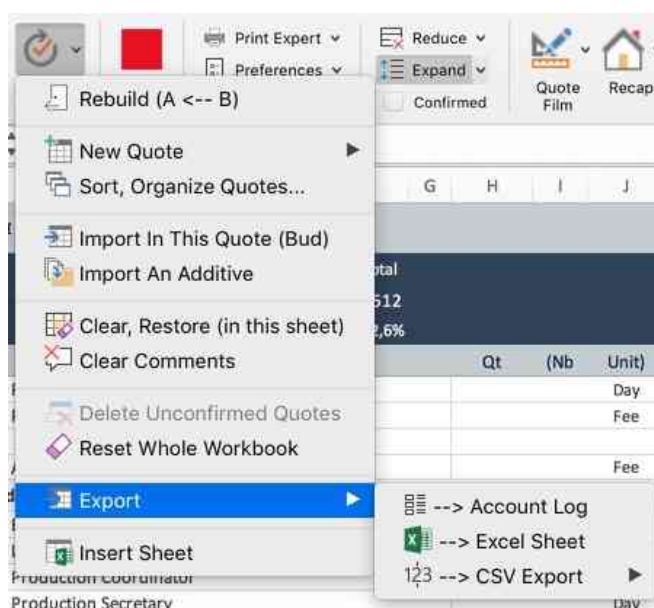
→ Expert mode, with more options (hide empty sections in Summary, show columns)



More exports in 1 click

→ Main quotes, account log, petty cash, sheets added by the user, etc.

→ And without password.

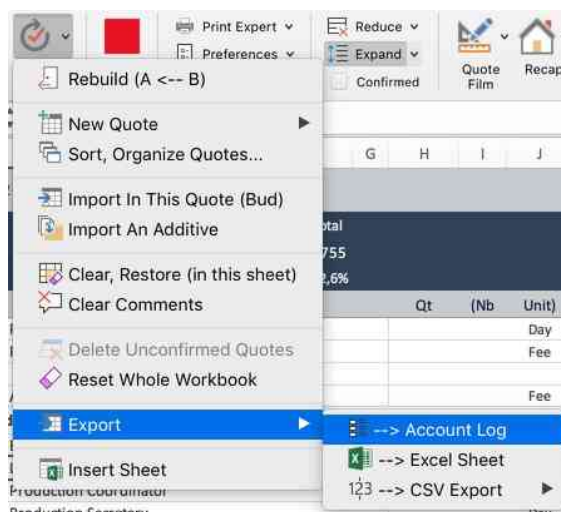


Transfer all or part of a quote in the account log

→ A selection of rows



→ The whole quote or just the shooting or the post-production sections



→ Several successive exports are possible and only the rows whose amount have been modified will be updated in the log.

Improved account log

→ A row in the log, when imported from a quote, will show by priority and, if applicable, the following data from the quote tab: the amount of the actual, of the working budget or of the estimate.

→ The imported row will mention the name of the quote tab, the row number and the name of the quote.

Type	Invoice N°	Tab (quote)	Log ? Amount	SC	Import Quotes Amount	SC	Diff.	Exclude	Quote Rows
			835,00		668,00		-167,00		
				Y					
			500,00		400,00		-100,00		
Provision		Bud	500,00	Y	400,00	Y	-100,00		491

→ Access the quote row (ctrl-click in cell) / Temporarily exclude a row in the log (with Y)

Type	Invoice N°	Tab (quote)	Log ? Amount	SC	Import Quotes Amount	SC	Diff.	Exclude	Quote Rows
			205,41		205,41				
				Y					
			123,00		123,00				
Prov	Alpha								491
	Couper	%X							
	Copier	%C							
	Coller	%V							
	Collage spécial								
	Recherche intelligente...	^%L							

→ Merge rows (ctrl-click in cell), ideal for "cleaning" the imports from quotes

Type	Invoice N°	Tab (quote)	Log ? Amount	SC	Import Quotes Amount	SC	Diff.	Exclude	Quote Rows
			410,82		410,82				
				Y					
			246,00		246,00				
Provision	Alpha		123,00	Y	123,00	Y			491
	Couper	%X							
	Copier	%C							
	Coller	%V							
	Collage spécial								
	Recherche intelligente...	^%L							

List of quotes: sort & filter tabs



And many other improvements including:

- A refined price list, especially in post-production
- A Post-production button in the Preferences to configure a "Post-production" template.
- Import in a tab quotes coming from the same file
- Fewer popup messages and the possibility of no longer receiving some
 - Cost-Plus mode for invoicing based on actuals (in follow up)

...

What does Alpha Live 4.0 have in store?

Objective 2022: collaborative work ⁽¹⁾

- Alpha will become a **Project Interface** while remaining a “local” application with all its power.
 - It will allow **live monitoring** of data essential to the project,
- Like the last modifications, the date, the collaborator, the amount of the quotes. Well, in short:
who, when, what, (1)
 - So that you **don't miss anything** important like the last modified quote when updating it.
- Nevertheless, this live monitoring will be **non-systematic** but on request, because users must be left with a certain autonomy, which is also necessary for working offline and be free.

As a consequence,

- Alpha will be equipped with **web** features without becoming a full-fledged web application whose pitfalls are much too many ⁽²⁾

And then,

- Allow a pool of collaborators to **share a project**,
- Some to edit, others just to view, print, export, etc.

⁽¹⁾ Already partly possible if the master Alpha file is on a server, within the production company or on any Drive. The Tools > User Log menu already references collaborators who have modified the Alpha file.

⁽²⁾ Security, confidentiality, mobility, portability, autonomy, interface flexibility, weakness and opacity of the calculations (compared to Excel), etc. A detailed explanation for decision-makers on the topic “local versus all online or the temptation of the playful :)” is available on request.